Factsheet Q3 2026

EBITDA

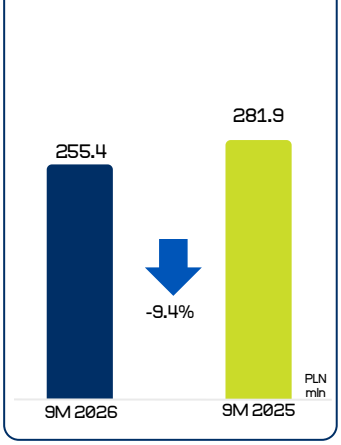

EBIT

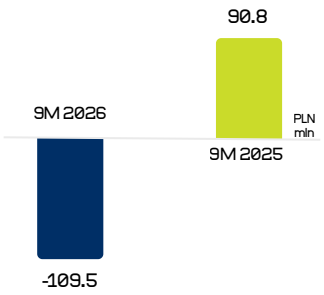

Revenue from contracts with customers

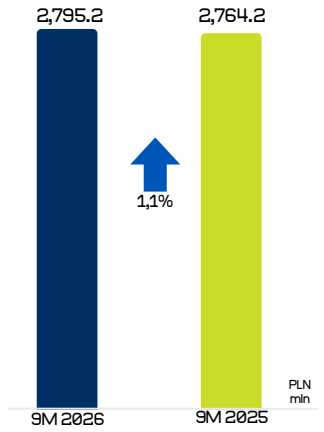

Net loss

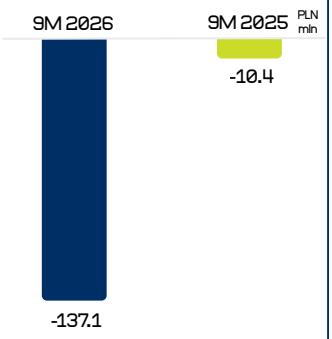

Balance Sheet Structure (in millions of PLN)

	30.09.2026	31.12.2025
Noncurrent Assets	4,766.6	4,912.0
Current Assets	1,174.9	1,226.3
Noncurrent assets classified as held for sale	106.8	113.9
Equity	645.8	776.5
Liabilities	5,402.5	5,475.7

Cash Flows (in millions of PLN)

	30.09.2026	30.09.2025
Operational	350.7	254.2
Investment	-173.7	-94.9
Financial	-232.9	-177.1

Normalized net income and EBIT**

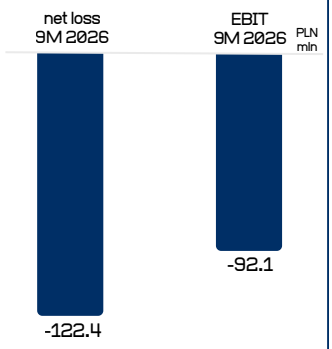

Impact of Impairment Charges on Assets

Selected Indicators

- 26.9% — Market share by product weight*
- 48.4 mln tons — Gross weight
- 13,331 mln tkm — Freight Transport
- -137.1 mln PLN — Net loss
- 329.3 mln PLN — CAPEX
- 6,048.3 mln PLN — Assets
- 8.9% — EBITDA Margin
- -1.4 % — ROA
- -13.5% — ROE
- 2 795.2 mln PLN — Revenue from contracts with customers
- 255.4 mln PLN — EBITDA

CAPEX

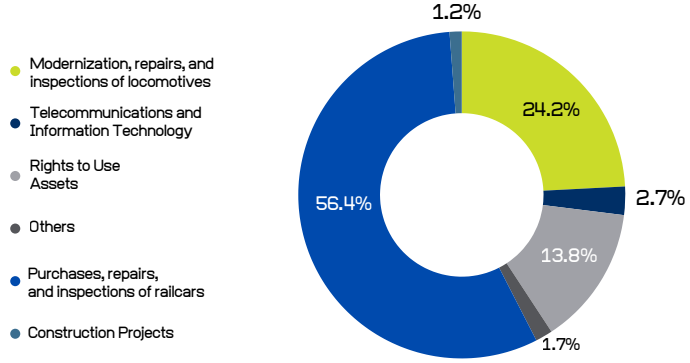

OPEX

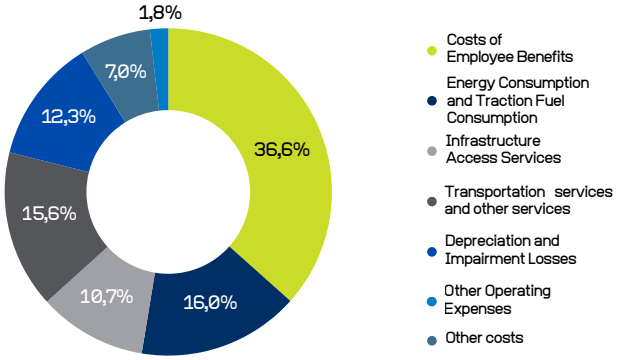

Office of the Management Board, Promotion, and Investor Relations, 17 Grójecka St., 02-021 Warsaw
E-mail: relacje.inwestorskie@pkpcargo.com

*Market share in Poland according to UTK data
**Impact of Impairment Charges on Assets
The data presented pertains to the PKP CARGO S.A. Capital Group under restructuring

PKP CARGO Group

LOGISTICS
- PKP CARGO SERVICE
- PKP CARGO CONNECT

TABOR
- PKP CARGOTABOR

TERMINALS
- CARGOSPED TERMINAL BRANIEWO
- PKP CARGO TERMINALE

INTERNATIONAL ACTIVITIES
- GRUPA PKP CARGO INTERNATIONAL

The PKP CARGO S.A. Capital Group's Role in Restructuring on the Polish Market

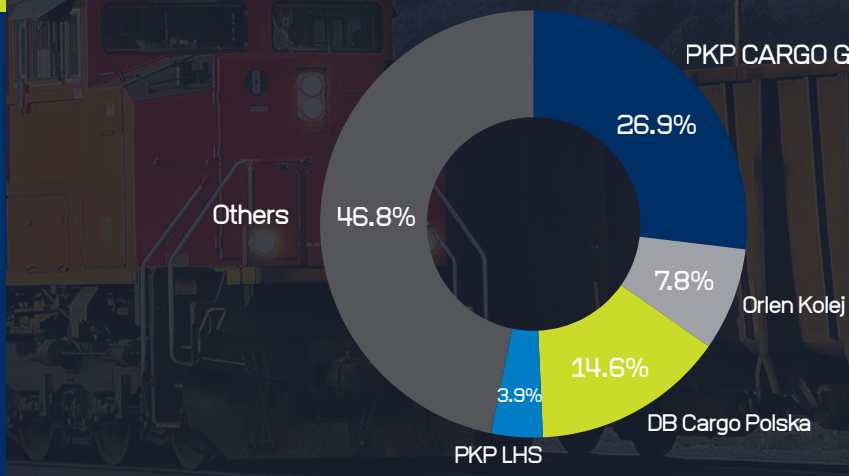

According to UTK data, based on freight weight (PKP CARGO, PKP CARGO SERVICE, PKP CARGO INTERNATIONAL)

Intermodal Transportation by gross weight for 9 months: ↑ 17.7%

Wood and Agricultural Products by gross weight for 9 months: ↑ 33.2%

Transportation of hard coal by gross weight for 9 months: ↑ 5.0%

Metals and Ores by gross weight for 9 months: ↑ 3.6%

Aggregates and building materials by gross weight for 9 months: ↓ -11.9%

Solid fuels by gross weight for 9 months: ↑ 5.5%

Transportation in Poland and Abroad

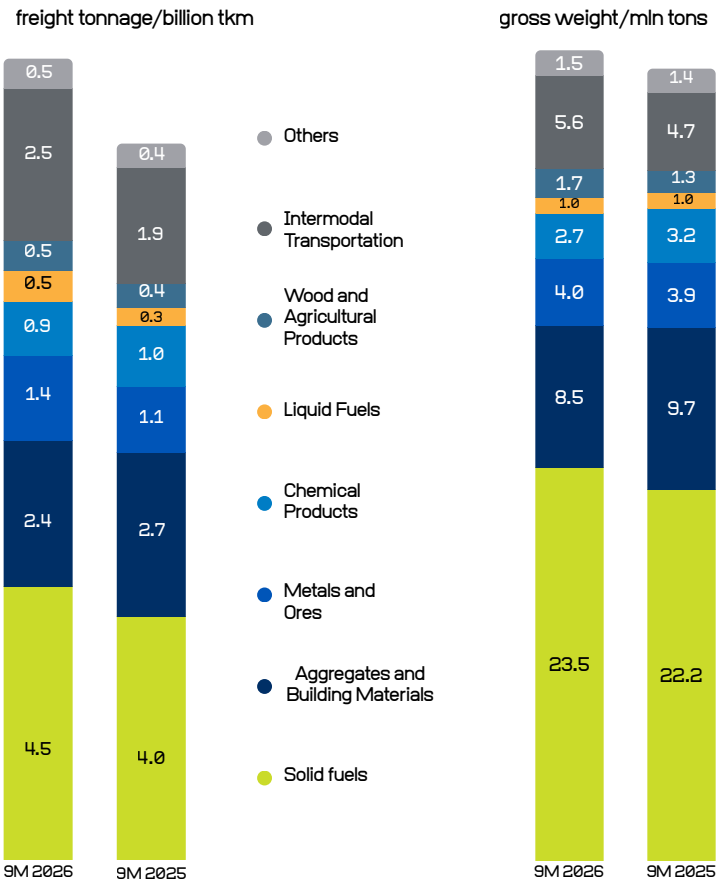

The figure shown uses rounding that may result in minor deviations in the presented data

Employment from Q3 2022 to Q3 2026***

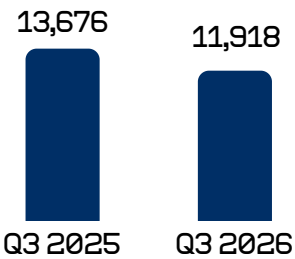

Fleet Structure as of September 30, 2026

1,471

43,215

Investor Calendar

- through 04.12.2026 r. - Preliminary information on the process of assuming management and the most urgent operational and financial needs of the Restructuring Trustee
- 18.12.2026 r.- Extraordinary General Meeting of PKP CARGO S.A. under restructuring

Office of the Management Board, Promotion, and Investor Relations, 17 Grójecka St., 02-021 Warsaw
E-mail: relacje.inwestorskie@pkpcargo.com

***Data on the PKP CARGO Capital Group in terms of headcount; active employees
The data presented pertains to the PKP CARGO S.A. Capital Group under restructuring