

Factsheet Q3 2025

The PKP CARGO S.A. Capital Group under restructuring, is a rail freightoperator in Poland and the European Union. The Group provides comprehensive logistic and transport services.

PKP CARGO SERVICE

PKP CARGO GROUP

GRUPA PKP CARGO INTERNATIONAL

PKP CARGO CONNECT

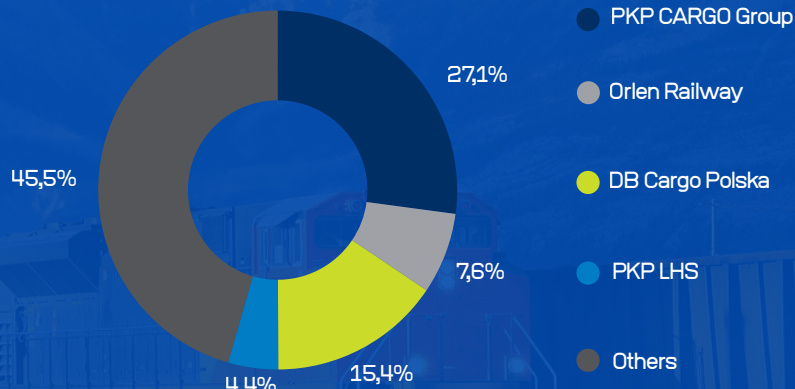
PKP CARGOTABOR

CARGOSPED TERMINAL BRANIEWO

CARGOTOR

PKP CARGO TERMINALE

PKP CARGO S.A. Capital Group's under restructuring on the Polish market*



*according to UTK data based in freight weight (PKP CARGO, PKP CARGO SERVICE, PKP CARGO INTERNATIONAL)

Our Clients



Power plants



Coal mines



Aggregate production



Oil industry



Chemical industry



Steel mills



1 567

Rolling stock structure
as of 30 June 2025



45 933

Balance sheet structure (PLN million)

30.09.2025 31.12.2024

Non-current assets	4 920,1	4 996,3
Current assets	1 391,2	1 443,0
Non-current assets classified as held for sale	88,2	0,3
Equity	725,7	746,2
Liabilities	5 673,8	5 693,4

Shareholders of PKP CARGO S.A. under restructuring

PKP S.A.	33,01%
Funds managed by Nationale-Nederlanden PTE S.A.	12,08%
Other shareholders	54,91%

Cash flows (PLN million)

Q3 2025 Q3 2024

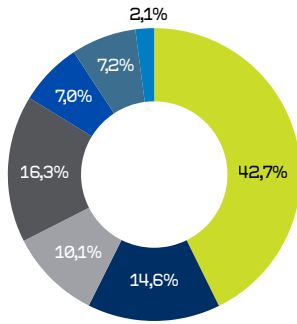
Operating	254,2	890,3
Investing	-94,9	-352,1
Financing	-177,1	-293,5

Stock data

Tricker on GPW	PKP
Debut date	30.10.2013
Numbers of shares	44 786 917
Capitalization as of June 30, 2025	727,3 mln

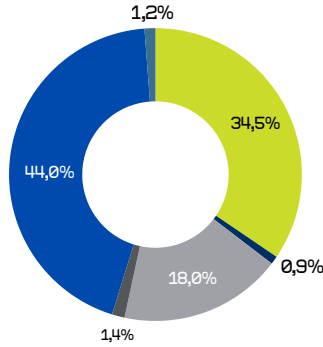
OPEX**

- Employee benefit costs
- Energy and traction fuel consumption
- Infrastructure access services
- Transportation and other services
- Depreciation and impairment losses
- Other operating expenses
- Other expenses

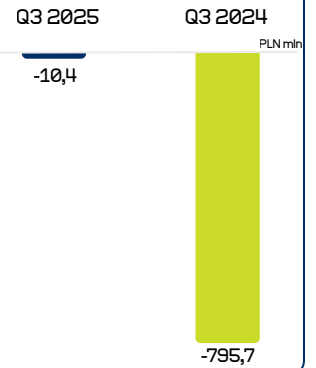


CAPEX**

- Modernization, repairs, and inspections of locomotives
- ICT
- Rights to use assets
- Other
- Purchases, repairs, and inspections of railcars
- Investment construction



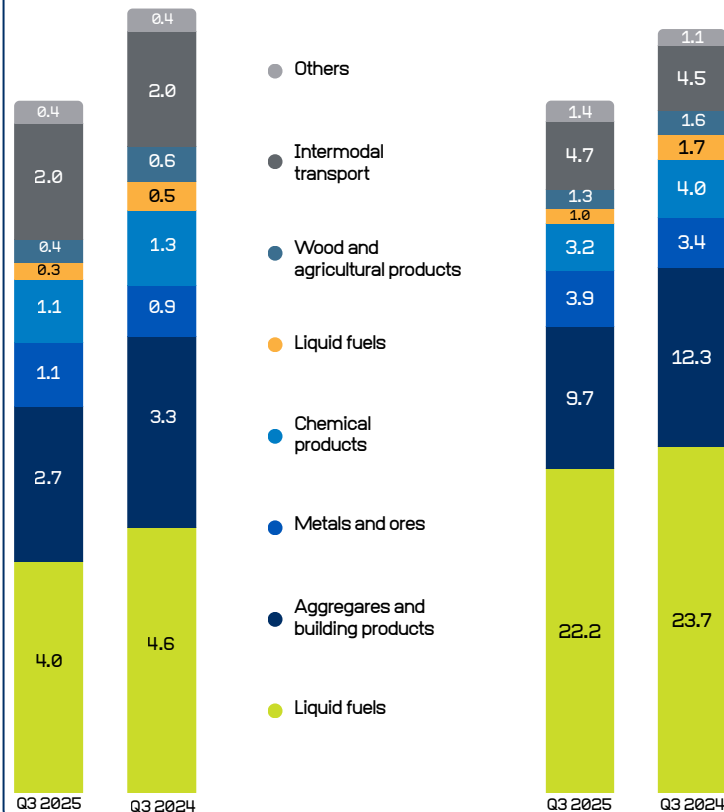
Net result



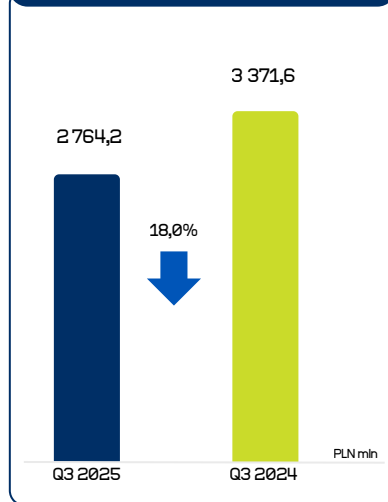
Transportation in Poland and abroad**

transport performance, billion tkm

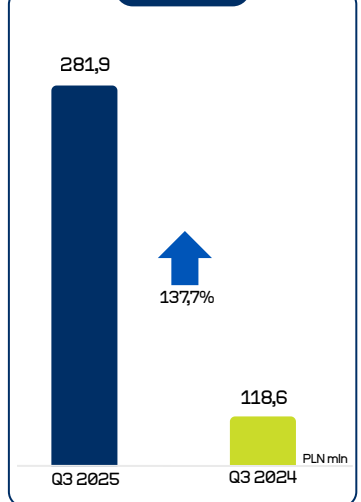
cargo weight, million ton



Revenue from contracts with customers



EBITDA



Employment structure**

Employment in the group (persons) as of:	Worker position in the group (persons) as of:	Non-worker positions in the group (persons) as of:
30/09/2025	30/09/2025	30/09/2025
13 676	10 099	3 577
31/12/2024	31/12/2024	31/12/2024
14 734	10 997	3 737



Transportation of hard coal
by cargo weight

↓ 1,9%



Intermodal transportation
by cargo weight

↑ 5,0%



Metals and ores
by cargo weight

↑ 15,3%



Solid fuels
by cargo weight

↓ 6,2%

27,1 %

Share in freight volume
in Poland

47,4 mln
ton

Freight volume

11 940 mln
tkm

Transportation
performance

-10,4 mln
zł

Net loss

304,2 mln
zł

CAPEX

6 399,5 mln
zł

Assets

9,9 %

EBITDA margin

-25,4 %

ROA

-224,2 %

ROE

2 764,2 mln
zł

Revenue from contracts
with customers

281,9 mln
zł

EBITDA

Management, Promotion and Investor Relations Office Grójecka 17 street 02-021 Warsaw
E-mail: relacje.inwestorskie@pkpcargo.com

**PKP CARGO S.A. Capital Group under restructuring

*** The term "new contracts" refers to contracts concluded with new customers, contracts with recovered customers, and contracts that are not a continuation of existing transport services. New contracts also include contracts concluded as a result of tender procedures.