

Factsheet 2024

PKP CARGO S.A Capital Group under restructuring is an operator of rail freight transport in Poland and in the European Union. The Group provides comprehensive logistics and transport services

PKP CARGO GROUP

PKP CARGO
SERVICE

PKP
CARGOTABOR

PKP CARGO
CONNECT

CARGOSPED
TERMINAL BRANIEWO

GRUPA PKP CARGO
INTERNATIONAL

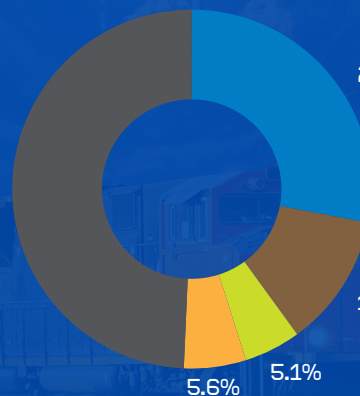
CARGOTOR

PKP CARGO
TERMINALE

Share of PKP CARGO S.A. Capital Group under restructuring on the Polish market according to UTK data according to transport work (PKP CARGO, PKP CARGO SERVICE, PKP CARGO INTERNATIONAL)



49.3%



PKP CARGO Group

Orlen Kolej

DB Cargo Polska

PKP LHS

Others

Our customers



Power plants



Coal mines



Aggregate production



Oil industry



Chemical industry



Steel mills



1,562

Rolling stock structure
as of 31 December 2024



52,039

MANAGEMENT



Agnieszka Wasilewska-Semail
Chairman of the Management Board



Paweł Miłek
Vice-Chairman
Member of the Management Board
for Restructuring



Sebastian Miller
Member of the Management Board for Operations



Artur Warsocki
Member of the Management Board
for Commercial Affairs



Michał Łotoszyński
Member of the Management Board for Finance

28.0 %

Share of transport work
in Poland

70.8 mln
ton

Weight of goods

17,981 mln
tkm

Transport work

-2,412.6 PLN
mln

Net loss

590.4 PLN
mln

CAPEX

6,439.6 PLN
mln

Assets

6.6 %

EBITDA margin

-37.5 %

ROA

-323.3 %

ROE

4,460.4 PLN
mln

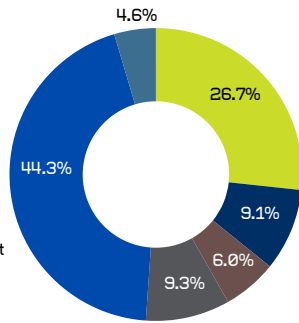
Revenue from contracts
with customers

299.7 PLN
mln

EBITDA

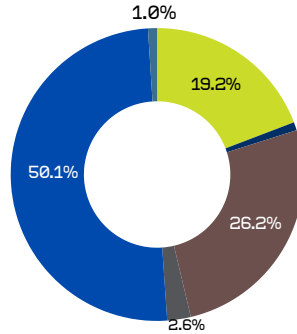
OPEX of the PKP CARGO S.A. Capital Group under restructuring

- Employee benefit costs
- Energy and traction fuel consumption
- Infrastructure access services
- Transport and other services
- Depreciation and amortisation impairment
- Other costs

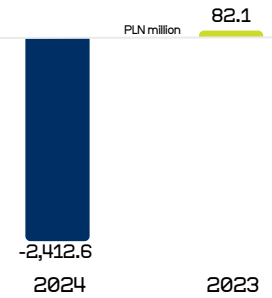


CAPEX of the PKP CARGO S.A. Capital Group under restructuring

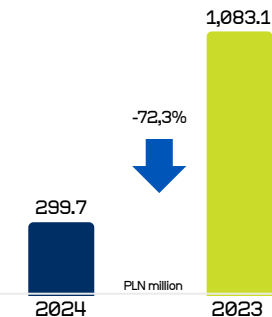
- Modernisation, repairs and inspections of locomotives
- Telecommunications
- Rights to use assets
- Other
- Purchases, repairs and inspections of wagons
- Investment construction



Net result



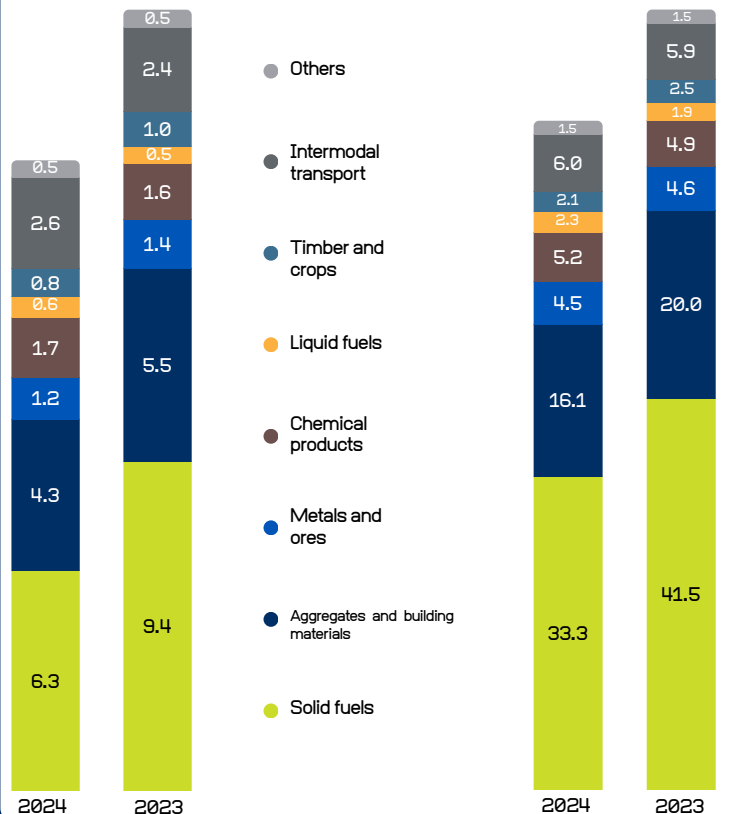
EBITDA



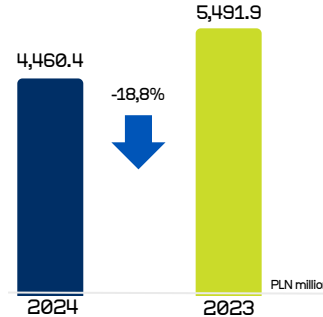
Group shipments PKP CARGO S.A. under restructuring y/y

transport work, billion tkm

cargo weight, million tonnes



Revenue from contracts with customers



Employment structure in the Capital Group PKP CARGO S.A. under restructuring

EMPLOYMENT IN THE GROUP (PERSONS) STATE AT:	EMPLOYMENT IN THE COMPANY (PERSONS) STATE AT:	AVERAGE EMPLOYMENT IN THE GROUP (FULL-TIME EQUIVALENTS) PERIOD:	AVERAGE EMPLOYMENT IN THE COMPANY (FULL-TIME EQUIVALENTS) PERIOD:
31/12/2024	31/12/2024	12 MONTHS 2024	12 MONTHS 2024
14,734	9,786	17,519	12,178
31/12/2023	31/12/2023	12 MIESIĘCY 2024	12 MIESIĘCY 2024
19,933	14,062	19,854	14,071
WORKING POSITIONS IN THE GROUP (PERSONS) STATE AT:	WORKING POSITIONS IN THE COMPANY (PERSONS) STATE AT:	NON-MANUAL POSITIONS IN THE GROUP (PERSONS) STATE AT:	NON-MANUAL POSITIONS IN THE COMPANY (PERSONS) STATE AT:
31/12/2024	31/12/2024	31/12/2024	31/12/2024
10,997	7,369	3,737	2,417
31/12/2023	31/12/2023	31/12/2023	31/12/2023
15,108	10,657	4,825	3,405


Transport of hard coal
by product weight


19.9%


Intermodal transport
by product weight


1.5%


Transport of chemical products
by product weight


4.6%


Transport of aggregates
by product weight


19.5%


Transport of fuel
by product weight


17.5%

Cash flow (PLN million)

	2024	2023
Operational	1,031.9	1,211.0
Investment	-420.7	-987.1
Financial	-281.5	-133.4

Balance sheet structure (PLN million)

	31.12.2024	31.12.2023
Non-current assets	4,996.6	7,030.6
Current assets	1,443.0	1,289.4
Equity	746.2	3,202.5
Liabilities	5,693.4	5,117.5

Shareholders of PKP CARGO S.A. under restructuring

PKP S.A.	33.01%
Funds managed by Nationale-Nederlanden PTE S.A.	12.08%
Other shareholders	54.91%

Share data

Trickster on the WSE	PKP
Debut date	30.10.2013
Number of shares	44,786,917
Capitalisation as at 31.12.2024	631.5 mln