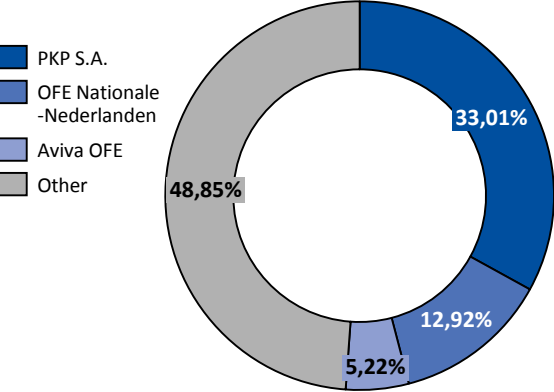




Ticker	PKP
ISIN	PLPKPCRO0011
Number of shares	44.786.917
Free float (30 Dec 2021)	46,52%
Capitalizations (30 Dec 2021)	PLN 627,9 million
Indices	mWIG40, WIG

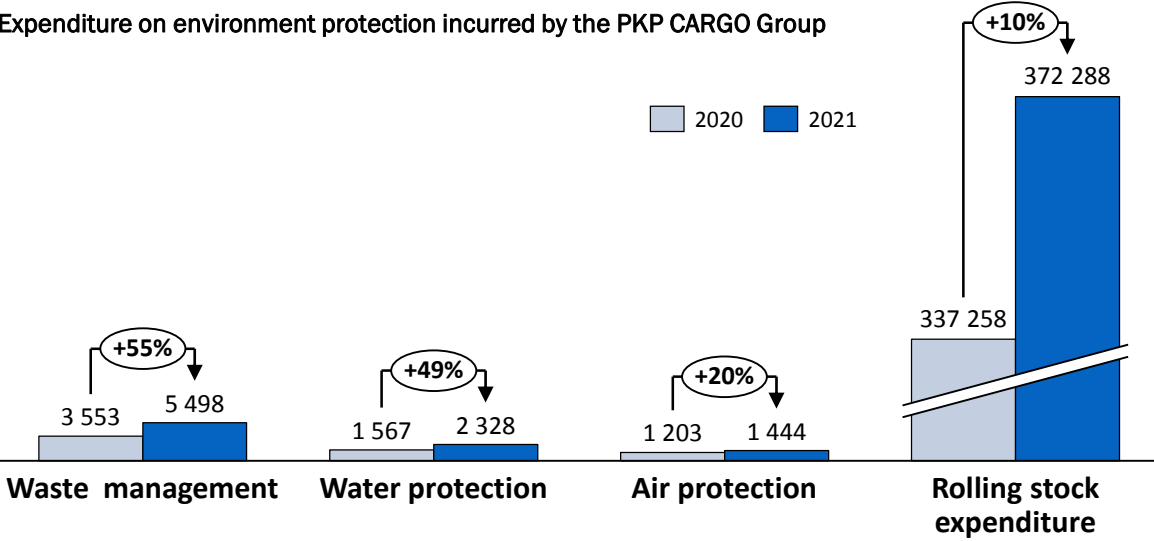
**Shareholder structure of PKP CARGO S.A.-  
(30 March 2022)**



**Analysts's recommendations**

Institution	Date	Recommendations	Price at date (PLN)
mBank BM	April	Sell	19,08
Santander BM	April	Hold (downgraded)	19,24
Santander BM	June	Hold (downgraded)	12,50
mBank BM	December	Hold	15,24

**Expenditure on environment protection incurred by the PKP CARGO Group**



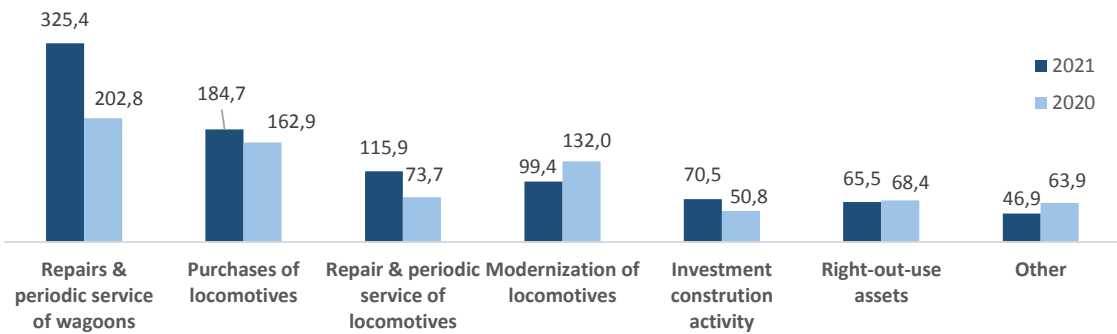
**4 266,5**  
million PLN  
revenues from  
contracts

**20 562**  
employees of  
PKP CARGO  
Group

**56 183**  
wagoons of PKP  
CARGO Group

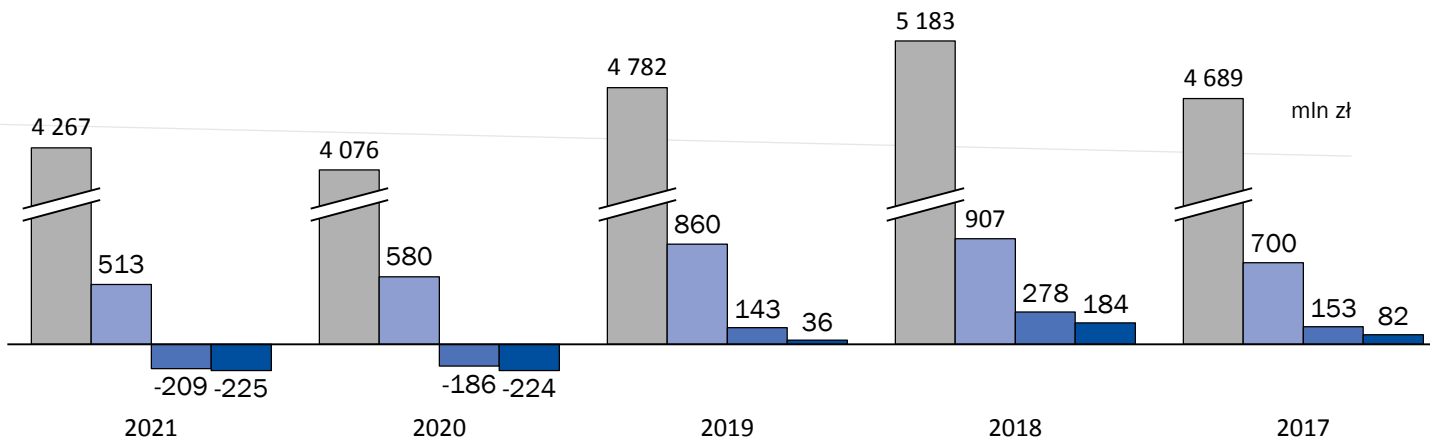
**1 819**  
locomotives of  
PKP CARGO  
Group

**Capital expenditures in the PKP CARGO Group in 2020-2021(PLN million)**



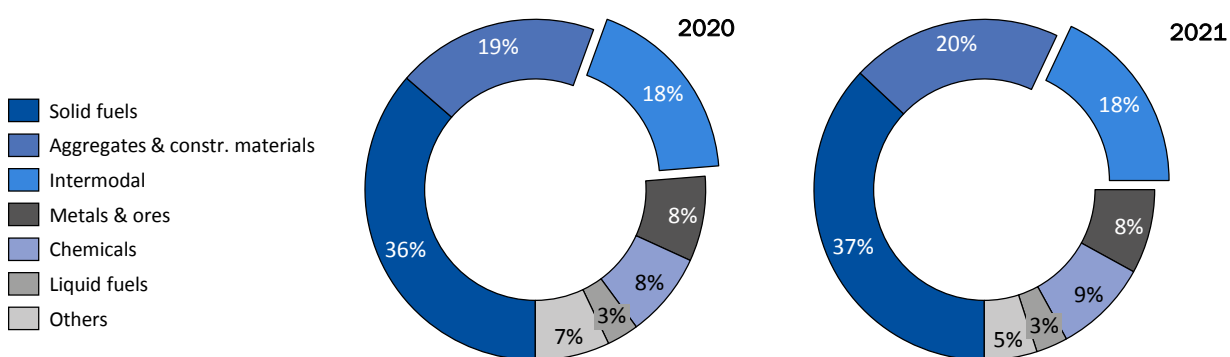
Selected consolidated financial data (PLN M)

Revenues  
 EBIT  
 EBITDA  
 Net result



Cash flows	12M 2020	12M 2021	Balance sheet structure	31.12.2020	31.12.2021
Operating	+553	+700	Non current assets	6 398	6 459
Investing	-655	-646	Current assets	1 149	1 139
Financing	-146	-106	Equity	3 144	3 041
			Liabilities	4 416	4 573

PKP CARGO Group's freight turnover structure in PL (by freight turnover)



**513,2**  
million PL  
EBITDA

**101,6**  
million tons  
freight volume

**25 590**  
million tkm  
freight turnover

**1 206,5**  
thousands tkm  
freight  
turnover/FTE